


## APS400RDx SERIES:



### 300~400 Watt Dual Output Models

- 8.00 x 5.00 x 1.60" U-Frame Package
- 9.00 x 5.00 x 1.60" End-Mount Fan Package

### Features:

- Universal AC Input (90~264 VAC)
- Active PFC for EN61000-3-2 Class D Compliance
- Low Profile for 1U High Applications
- Remote Sense, Remote on/off & Power Fail Functions
- 12V Aux Fan Output
- International Safety Approvals
- 2 Year Warranty

### INPUT:

Input Voltage	90~264 VAC (Universal)
Input Frequency	47-63Hz
Inrush Current	35A @ 230 VAC Cold Start
Input Current	6.35A @ 90 VAC (max)
Input Protection	Dual Fuse - 8A / 250VAC
Hold-Up Time	20ms @ 80% Load
Leakage Current	<1500µA @ 240 VAC Maximum
Power Factor	EN61000-3-2 Class D Compliant

### GENERAL:

Efficiency	75% minimum (230 VAC / Full Load)
Operating Temperature	0-70°C, derate linearly to 50% Load at 70°C
Storage Temperature	-20°C to +85°C
Over-Temp Protection	>85°C Shutdown (Ambient)
Cooling	23 cfm airflow required for full load
Operating Humidity	5-90% RH, Non-Condensing
Vibration	5 ~ 50 Hz, acceleration 7.35 m/s*s on X,Y and Z Axis
MTBF	>100k Hrs (according to MIL-HBK-217F) at 30°C

### OUTPUT:

Adjustment Range	±5%
Minimum Load	10% to maintain Regulation & Ripple (Both outputs)
Regulation	±5% max
Ripple & Noise	±1% typ. pk-pk @ 20MHz
Overload Protection	110-140% of max power (Hiccup Mode)
Over Voltage	Latching before 130% of nominal
Short Circuit Protection	Trip without damage & auto-recovery
Transient Response	recovers <2500µs following a 50% load change
Overshoot	Turn-on & off overshoot < 5% over nominal voltage
Turn-On Delay	2 Second maximum at 120VAC

### EMC:

Electrostatic Discharge	EN61000-4-2, ±4KV Contact / ±8KV Air Discharge
Radiated Susceptibility	EN61000-4-3, 26-1000MHz, 10V/M, 80% AM
EFT / Bursts	EN61000-4-4, ±2KV
Surges	EN61000-4-5, ±2KV Line-Earth, ±1KV Line-Line
Conducted Immunity	EN61000-4-6, 0.15-800MHz, 10V, 80% AM
Voltage Dips	EN61000-4-10, 95% Dip & 10ms, 30% Dip & 500ms
Voltage Interruptions	EN61000-4-11, 95% reduction, 5s
Fluctuations & Flicker	EN61000-3-3

### STATUS & CONTROL:

Remote Sense	Compensates for <250mV Drop
Remote on/off	Low Signal Inhibits Output
Power Fail	Low signal >1ms before loss of DC Regulation
Aux 12V Fan Output	12V @ 400mA to drive fans

### APPROVALS:

Emissions	EN55022 "B", FCC Part 15 Subject J Class B
Safety Approvals	UL/cUL 60950-1 CSA22.2 No. 60950-1 TUV EN60950-1 CB IEC60950-1 CE Mark (LVD)

## APS400RDx SERIES:

**Output Specifications:**

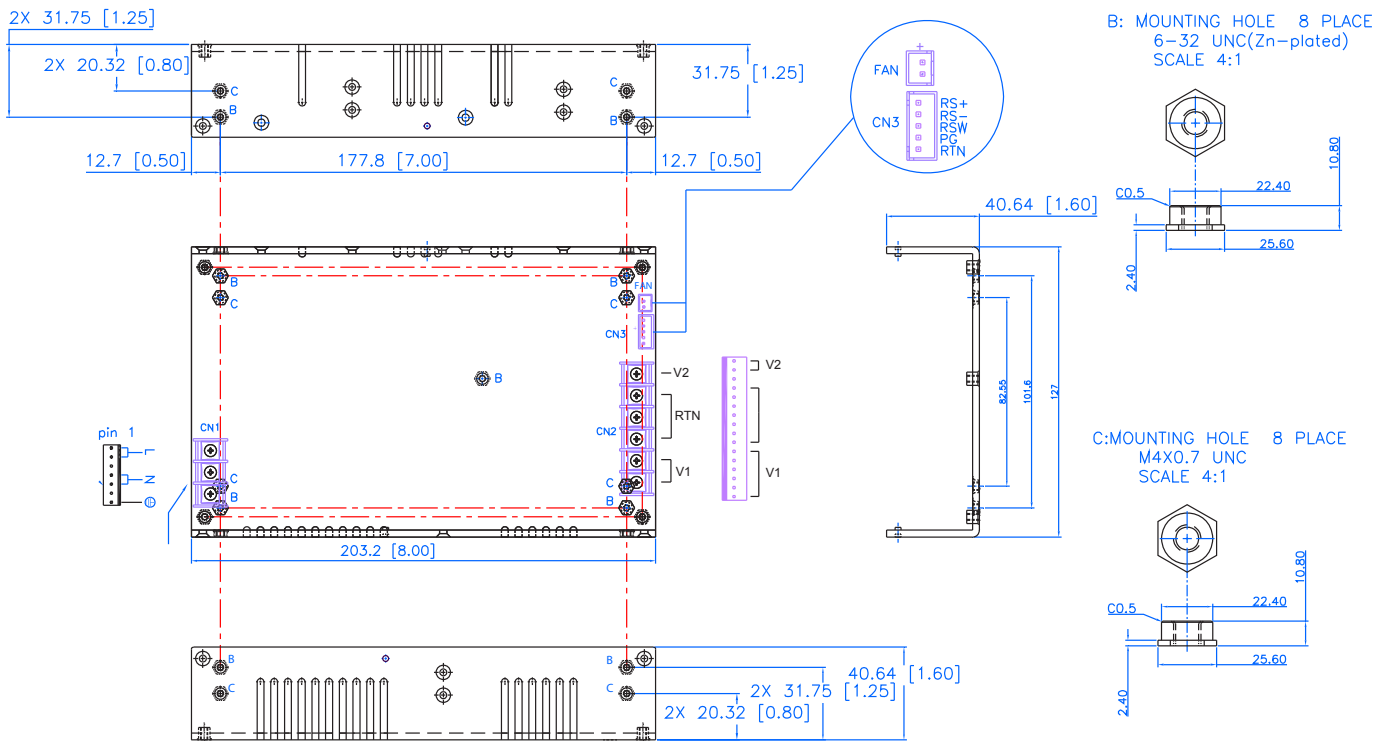
Model:	V1 out	23 cfm Airflow	Convection Cooled	V2 Out	23 cfm Airflow	Convection Cooled	Maximum Power 23 cfm	Convection
APS400RDx-0312	+3.3 V	40.00 A	30.00 A	+12 V	25.00 A	16.70 A	300 Watts	200 Watts
APS400RDx-0324	+3.3 V	40.00 A	30.00 A	+24 V	12.50 A	8.34 A	300 Watts	200 Watts
APS400RDx-0512	+5.0 V	40.00 A	30.00 A	+12 V	25.00 A	16.70 A	300 Watts	200 Watts
APS400RDx-0524	+5.0 V	40.00 A	30.00 A	+24 V	12.50 A	8.34 A	300 Watts	200 Watts
APS400RDx-1224	+12 V	25.00 A	16.70 A	+24 V	12.50 A	8.34 A	400 Watts	250 Watts

- Replace "x" with the options below to designate preferred mechanical package:

U = U-Frame Package      E = Enclosed Type + Add Suffix to designate Input Connector: "A" = Terminal Block | "B" = IEC-320 with Switch

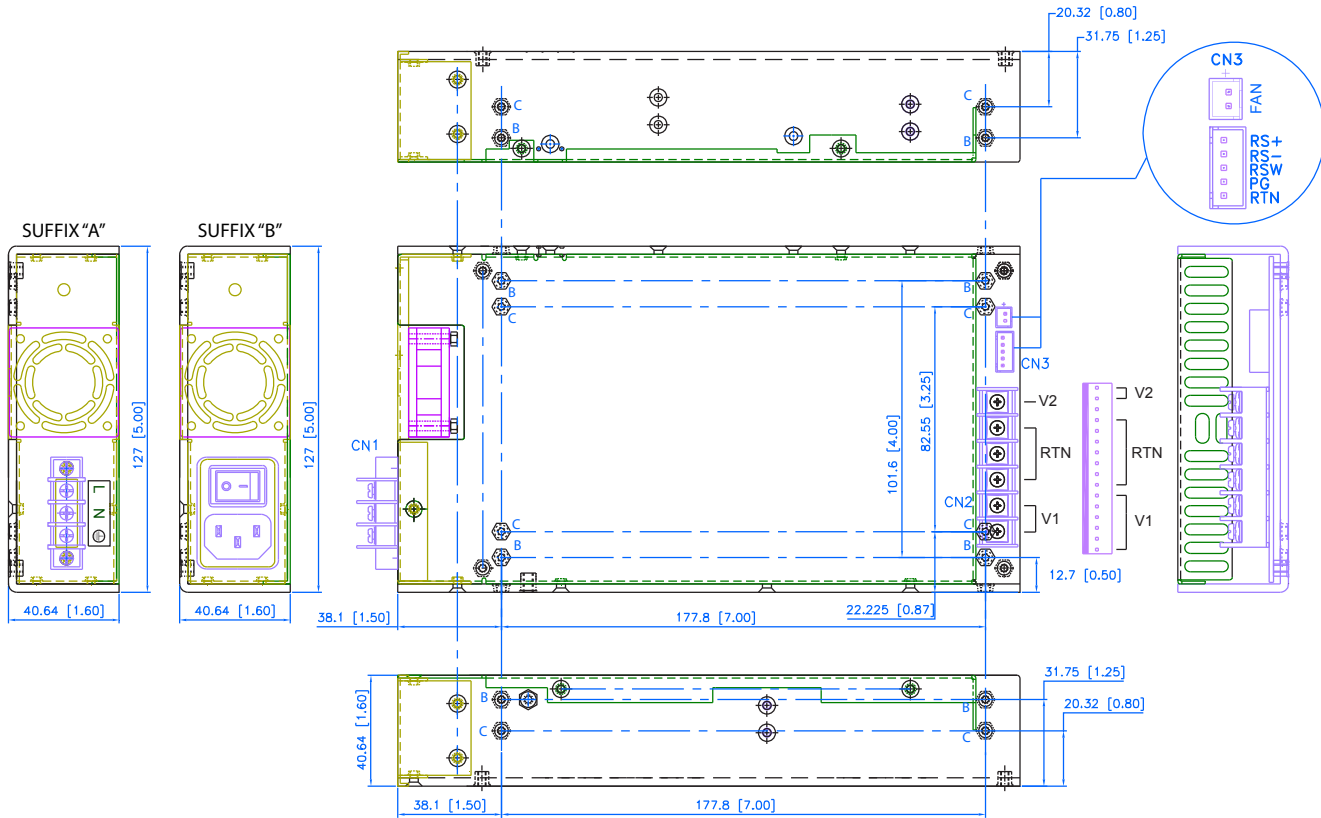
- Add the suffix "E" to designate Top Cover for U-Frame Models (eg: AP400RDU-0524-E)
- Default Connections are Terminal Block (no suffix required):
  - Add the Suffix "C" to designate Molex Output Connector for Enclosed Models
  - Add the Suffix "T" to designate Terminal Block Input / Molex Output Connector for U-Frame Models
  - Add the Suffix "H" to designate Molex Input & Output Connectors for U-Frame Models
- Output Connector (CN2): Mating Molex 16 pins (09-91-1600), or Howder (HD-121-6P) M3.5, 8 pins terminal block, 9.5MM Center.
- Logic signal connectors (CN3): Mating JST XHP-5 or equivalent (CHYAO SHIUNN JS-2001-05). Mating Pins: JST SXH-002T-P0.6 FOR AWG 30 to 26.
- Mounting Inserts: 6-32, M4 4 Places individually with maximum penetration 0.15" on bottom side and 0.25" on both side.

**U-FRAME PACKAGE (OPTION "U"):**



## APS400RDx SERIES:

### END-MOUNT FAN PACKAGE (OPTION "E"):



### OPTIONAL TOP-COVER DRAWING FOR U-FRAME MODELS:

